



STEMCO CREWSON AUTOMATIC BRAKE ADJUSTER

ELIMINATE GUESSWORK WITH
PATENTED AUTOCHECK™



STEMCO CREWSON™ AUTOMATIC BRAKE ADJUSTERS

Reduce time spent under trucks and increase safety with STEMCO Crewson™ Brake Adjusters. Designed with safety and convenience in mind, they maintain proper shoe-to-drum clearance in all braking modes and can easily be installed in the field or on the shop floor.

With STEMCO Crewson Brake Adjusters, making sure trucks are up to code and operate safely is easy. Our brake adjusters have been designed with a variety of patented features including:

- **Auto-Check™:** This patented feature allows for one to check air chamber stroke without crawling under the truck.
- **Cam Guard:** This lubrication system eliminates seizing and corrosion between the S-Cam and ABA.
- **Patented Installation Template:** This handy guide ensures the ABA is installed correctly every time.
- **Patented Clearance-Sensing Adjuster System:** STEMCO Crewson features the only patented reduced-wear clutch in the industry.
- **High-Strength Gearset:** Assures the ABA will stand up to years of service in demanding conditions.
- **Blue Powder Coat:** Protects the ABA from harsh winter conditions.
- **Sealing:** The gear is sealed with a proprietary system that protects it from environmental contamination.
- **Patented Pushrod Cutoff Tool:** For accurate measurements.

INSTALLATION

The STEMCO Crewson Automatic Brake Adjuster comes with our patented, structurally rigid installation guide. This handy and fool-proof guide ensures that even first-time users can install the ABA correctly every time.

AUTO-CHECK

Our patented Auto-Check option is designed to provide a method of checking the air chamber stroke without going under the truck.

- Installed on the ABA facing the center of the vehicle to easily see if brake stroke is in an acceptable range.
- Bright yellow pointer easily indicates set-up position, indicates working stroke and shows if brake stroke is past acceptable limit without crawling under the vehicle.
- Offers an extra quality-control check.



Installation Guide



Detail of Auto-Check™ Feature

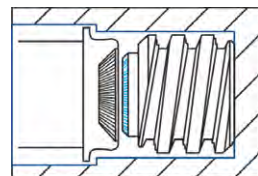


Figure A shows components disengaged to reduce wear (over 90% of the time).

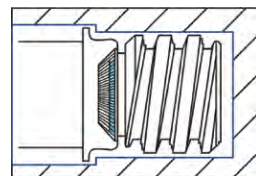


Figure B shows components engaged during brake adjustment (less than 10% of the time).

LONG-LIFE ADJUSTMENT SYSTEM

Heavy-duty internal components with a clearance-sensing clutch enables the brake system to adjust for hot braking conditions. This patented STEMCO Crewson design protects the adjusting components during normal brake applications when brake adjustment is not required. Over 90% of all brake applications do not require adjustment, so why subject the adjusting components to continuous wear?

The STEMCO Crewson Adjustment System operates like the windshield wipers on a car — it is utilized only when needed, not continuously when the car is running.

- A typical highway vehicle makes about two million brake applications in five years.
- This same vehicle will require the ABA to adjust the brake about 3,000 times.

STEMCO CREWSON COMPETITIVE QUICK CROSSOVER

To convert non auto-check to auto-check:

- Change the first number from a (2) to (3) for chamber type 16, 20, 24 STD — 1.75 limit.
- Change the first number from a (2) to (4) for chamber type 16, 20, 24 LS, 30 STD — 2.00 limit and for chamber type 24 LLS, 30 LS — 2.5 limit.

BENDIX	NON AUTO-CHECK	AUTO-CHECK
065163	MK24300S	MK44300S
065164	MK24200S	MK34200S
065167	MK25100S	MK45100S
065169	MK21300S	MK41300S
065170	MK21100S	MK41100S
065172	MK21106S	MK41106S
065174	MK22100S	MK42100S
065175	MK22106S	MK42106S
065176	MK22106S	MK42106S
065177	MK23106S	MK43106S
065178	MK23100S	MK43100S
065179	MK23106S	MK43106S
065182	MK23100S	MK43100S
065221	MK22200S	MK32200S
065244	MK24400S	MK34400S
065245	MK2400S	MK32400S
065247	MK22100S	MK42100S
065274	MK24200S	MK44200S
065276	MK22400S	MK42400S
065306	MK25400S	MK45400S
065344	MK21106S	MK41106S
065335	MK25200S	MK35200S
065403	MK25100S	MK45100S
065488	MK21300S	MK41300S
065700	MK21100S	MK41100S
801351	MK24100S	MK44100S
801353	MK21200S	MK31200S
801355	MK22200S	MK32200S
801356	MK22106S	MK42106S
801358	MK21300S	MK41300S

EUCLID	NON AUTO-CHECK	AUTO-CHECK
E-6987A	MK24100S	MK44100S
E-6988A	MK24300S	MK44300S
E-6987A	MK24100S	MK44100S
E-6988A	MK24300S	MK44300S
E-6989A	MK25100S	MK45100S
E-6990A	MK25300S	MK45300S
E-6991A	MK21103S B	MK41106S C
E-6992A	MK21102S B	MK41100S D
E-6993A	MK22103S B	MK42106S C
E-6994A	MK22102S B	MK42100S D
E-6995A	MK23103S B	MK43106S C
E-6996A	MK23102S B	MK43100S D
E-10779A	MK22100S	MK42100S A
E-10780A	MK21100S	MK41100S A
E-10781A	MK22106S	MK42106S A
E-10782A	MK21106S	MK41106S A
E-10783A	MK23106S	MK43106S A
E-10784A	MK24100S	MK34100S A
E-10785A	MK22100S	MK42100S A
E-10786A	MK21100S	MK41100S A
E-10787A	MK23106S	MK43106S A
E-10788A	MK22106S	MK42106S A
E-10789A	MK21106S	MK41106S A
E-10949A	MK22153S E	E
E-10950A	MK21153S E	E
E-11872	MK24101S	MK44101S A
E-11873	MK22101S	MK42101S A
E-11875	MK23101S	MK43101S A
E-11877	MK25100S	MK35100S A
E-11879	MK25200S	MK35200S A
E-11880	MK24200S	MK34200S A

GUNITE	NON AUTO-CHECK	AUTO-CHECK
AS1132	MK21100S F	MK41100S F
AS1133	MK21106S	MK41106S
AS1134	MK21101S	MK41101S
AS1136	MK24100S F	MK44100S F
AS1138	MK25100S F	MK45100S F
AS1140	MK22100S F	MK42100S F

GUNITE (CONT.)	NON AUTO-CHECK	AUTO-CHECK
AS1141	MK22106S	MK42106S
AS1142	MK22101S	MK42101S
AS1143	MK23100S	MK43100S
AS1144	MK23106S	MK43106S
AS1146	MK21100S	MK41100S
AS1147	MK21106S	MK41106S
AS1148	MK21101S	MK41101S
AS1149	MK22100S	MK42100S
AS1150	MK22106S	MK42106S
AS1151	MK22101S	MK42101S
AS1152	MK24400S	MK34400S
AS1153	MK24300S	MK44300S
AS1154	MK25400S	MK35400S
AS1155	MK25300S	MK45300S
AS1156	MK21300S	MK41300S
AS1157	MK22300S	MK42300S
AS1159	MK23100S	MK43100S
AS1160	MK23106S	MK43106S
AS1162	MK21100S	MK41100S
AS1163	MK21106S	MK41106S
AS1164	MK21101S	MK41101S
AS1165	MK22100S	MK42100S
AS1166	MK22106S	MK42106S
AS1167	MK22101S	MK42101S

Use devis kit MC8410KTS for 1/2" push rods.
ALL Gunite AS1000 numbers are without devis.
 IE: AS1040 is a AS1140 with devis.

HALDEX	NON AUTO-CHECK	AUTO-CHECK
40010002	MK24300S	MK44300S
40010003	MK24300S	MK44300S
40010005	MK21100S	MK41100S
40010006	MK21300S	MK41300S
40010007	MK21300S	MK41300S
40010008	MK22100S	MK42100S
40010013	MK24100S	MK44100S
40010048	MK22300S	MK32300S
40010049	MK22300S	MK32300S
40010070	MK22100S	MK42100S
40010071	MK21100S	MK41100S
40010072	MK24100S	MK44100S
40010081	MK22100S	MK42100S
40010140	MK22103S B	MK42106S C
40010141	MK22102S B	MK42100S D
40010142	MK21103S B	MK41106S C
40010143	MK22102S B	MK42100S D
40010144	MK22106S	MK42106S A
40010145	MK21106S	MK41106S A
40010155	MK21100S	MK41100S
40010211	MK22100S	MK42100S
40010212	MK22106S	MK42106S A
40010213	MK23100S	MK43100S
40010214	MK23106S	MK43106S A
40010215	MK21100S	MK41100S
40010216	MK21106S	MK41106S A
40010302	MK21153S E	E
40010304	MK22152S E	E

MERITOR	NON AUTO-CHECK	AUTO-CHECK
R801001	MK24200S	MK34200S
R801002	MK25200S	MK35200S
R801003	MK25100S	MK45100S
R801004	MK24100S	MK44100S
R801040	MK21106S	MK41106S
R801041	MK21100S	MK41100S
R801042	MK21106S	MK41106S
R801043	MK21100S	MK41100S
R801044	MK21106S	MK41106S
R801070	MK22200S	MK32200S
R801071	MK22106S	MK42106S
R801072	MK22100S	MK42100S

MERITOR (CONT.)	NON-AUTO-CHECK	AUTO-CHECK
R801073	MK22100S	MK42100S
R801074	MK22106S	MK42106S
R801075	MK22106S	MK42106S
R801079	MK22100S	MK42100S
R801080	MK22100S	MK42100S
R801100	MK23106S	MK43106S
R801101	MK23100S	MK43100S
R801102	MK23106S	MK43106S
R802032	MK24400S	MK34400S
R802033	MK24400S	MK34400S
R802060	MK25200S	MK35200S
R802061	MK25200S	MK35200S
R802070	MK25100S	MK45100S
R802071	MK25100S	MK45100S
R802446	MK22100S	MK42100S
R802447	MK22100S	MK42100S
R806005	MK22152S E	E
R806006	MK22153S E	E
R806013	MK22106S	MK42106S
R806014	MK23106S	MK43106S
R806015	MK21106S	MK41106S
R806019	MK22100S	MK42100S
R806020	MK22100S	MK43100S
R806021	MK21100S	MK41100S
R806022	MK21102S B	MK41100S D
R806023	MK21103S B	MK41106S C
R806024	MK22103S B	MK42106S C
R806026	MK22102S B	MK42100S D
R806504	MK25300S	MK45300S
R806505	MK25300S	MK45300S

MIDLAND	NON AUTO-CHECK	AUTO-CHECK
C552315	MK21103S B	MK41106S C
C552316	MK21102S B	MK41100S D
C552317	MK21104S	N/A
C552320	MK22102S B	MK42100S D
C552321	MK22103S B	MK42106S C
C552322	MK22104S	N/A
C552325	MK23102S B	MK43100S D
C552326	MK23106S	MK43106S
C552330	MK24102S B	MK44100S D
C552331	MK24300S	MK44300S
C552332	MK24103S B	MK44106S C
C552335	MK25102S B	MK45100S D
C552336	MK25300S	MK45300S
C552337	MK25103S B	MK45106S C
C553342	MK21153S E	E
C552343	MK22153S E	E
C552344	MK21104S	N/A
C552345	MK22104S	N/A
C552346	MK21100S	MK41100S A
C552347	MK22100S	MK42100S A
C552348	MK21106S	MK41106S A
C552349	MK22106S	MK42106S A
C552350	MK23106S	MK43106S A
C552351	MK22152S E	E
C552352	MK22152S E	E
C552353	MK21103S B	MK41106S C
C552354	MK21102S B	MK41100S D
C552355	MK22103S B	MK42106S C
C552356	MK22102S B	MK42100S D
C552357	MK23100S	MK43100S A
C552358	MK24100S	MK44100S A
C552359	MK25100S	MK35100S A
C552360	MK24200S	MK34200S A
C552361	MK25200S	MK35200S A
C552362	MK21100S	MK41100S A
C552363	MK21106S	MK41106S A
C552364	MK22100S	MK42100S A
C552365	MK22106S	MK42106S A
C552366	MK23106S	MK43106S A

- A Auto-Check part numbers exact crossover
- B Double drilled
- C 6" arm length only
- D 5.5" arm length only
- E No Auto-Check 12-1/4" brakes
- F For 5/8" push rod applications

BRAKE PRODUCTS

STEMCO CREWSON PART NUMBERS

Unlike other manufacturers, determining what part is needed can be done by gathering the following information.

(MK) ALL AFTERMARKET PART NUMBERS

(A) AUTO-CHECK™ STROKE INDICATOR

- (2) No "Auto-Check" Indicator
- (3) T-16, 20, 24 Std. Stroke Chamber
- (4) T-30 Std. Stroke or T-16 LS, 20 LS Chamber, 24 LS Chamber and T-24 LLS, 30 Long Stroke Chamber

(B) SPLINE (Diameter – Splines)

- (1) 1-1/2" – 10
- (2) 1-1/2" – 28
- (3) 1-5/8" – 37
- (4) 1-1/4" – 10
- (5) 1-1/4" – 24

(C) CLEVIS OPTION


- (0) No Clevis
- (1) 5/8" – 18 Straight
- (2) 1/2" – 20 Straight
- (3) 5/8" – 18 Offset
- (4) 1/2" – 20 Offset
- (7) 5/8" – 18 Straight Extended
- (8) 5/8" – 18 Short Throat
- (9) 5/8" – 18 Short Throat 5/8 Offset
- (E) 1/2" – 20 Straight Extended

(D) BRAKE SIZE/TYPE

- (0) Std S-Cam Brake
- (1) Welded Clevis
- (5) 12-1/4" S-Cam Brake Curved Arm

(E) ARM LENGTH

- (0) 5.5"
- (1) 6.5"
- (2) 5.5", 6.5"
- (3) 5", 6"
- (4) 5", 6", 7"
- (6) 6"



EXAMPLE

MK	(A)	(B)	(C)	(D)	(E)	S
MK	4	2	1	0	6	S

In This Example:

- (A) Would be a STD Type 30 Auto-Check
- (B) Would be a 1-1/2" – 28 Spline
- (C) Would be a 5/8" – 18 Straight Clevis
- (D) Would be a Standard S-Cam Brake
- (E) Would be a 6" Arm Length

COMPONENT PART NO.	COMPONENT DESCRIPTION
MC8056KTAS	PIN KIT FOR ABA (AUTO-CHECK)
MC8056KTS	PIN KIT FOR ABA (NON AUTO-CHECK)
MC8500S	POINTER FOR ABA W/AUTO-CHECK
MC8530S	PUSHROD CUTOFF TOOL
MC8410KTAS	CLEVIS 1/2" — 20 STD W/ PIN KIT (AUTO-CHECK)
MC8410KTS	CLEVIS 1/2" — 20 STD W/ PIN KIT (NON AUTO-CHECK)
MC8412KTAS	SHORT CLEVIS 1/2" — 20 W/ PIN KIT (AUTO-CHECK)
MC8412KTS	SHORT CLEVIS 1/2" — 20 W/ PIN KIT (NON AUTO-CHECK)
MC8415KTAS	CLEVIS 1/2" — 20 OFFSET W/ PIN KIT (AUTO-CHECK)
MC8415KTS	CLEVIS 1/2" — 20 OFFSET W/ PIN KIT (NON AUTO-CHECK)

COMPONENT PART NO.	COMPONENT DESCRIPTION
MC8420KTAS	CLEVIS 5/8" — 18 STD W/ PIN KIT (AUTO-CHECK)
MC8420KTS	CLEVIS 5/8" — 18 STD W/ PIN KIT (NON AUTO-CHECK)
MC8422KTAS	SHORT CLEVIS 5/8" — 18 W/ PIN KIT (AUTO-CHECK)
MC8422KTS	SHORT CLEVIS 5/8" — 18 W/ PIN KIT (NON AUTO-CHECK)
MC8425KTAS	CLEVIS 5/8" — 18 OFFSET W/ PIN KIT (AUTO-CHECK)
MC8425KTS	CLEVIS 5/8" — 18 OFFSET W/ PIN KIT (NON AUTO-CHECK)
MC8480KTAS	CLEVIS 5/8" — 18 EXT W/ PIN KIT (AUTO-CHECK)
MC8480KTS	CLEVIS 5/8" — 18 EXT W/ PIN KIT (NON AUTO-CHECK)
MC8120KTAS	CLEVIS 5/8" — 18 STD (1-1/4" SPACING) W/ PIN KIT (AUTO-CHECK)
MC8120KTS	CLEVIS 5/8" — 18 STD (1-1/4" SPACING) W/ PIN KIT (NON AUTO-CHECK)

WARRANTY

This warranty is not applicable to failures caused by improper installation, repair, alteration, accidents, abuse, improper use, normal wear and tear. The below is only a partial copy of the warranty. For a complete copy of the warranty, please contact a local STEMCO Crewson distributor. STEMCO Crewson reserves the right to modify our warranty policy without notice.

Warranty Period (Whichever occurs first)	6 years/ 1 million miles	2 years/ 200,000 miles	1 year/ 100,000 miles
ABAs used for	On-highway applications (tractor and trailer)	Off-highway applications (e.g. construction vehicles)	Vocation specific applications (e.g. school buses, city deliveries)

Making the Roadways Safer®

United States | 800-527-8492 | 903-758-9981
300 Industrial Boulevard
Longview, Texas 75602 | US

Canada | 877-232-9111 | 905-206-9700
5775 McLaughlin Road
Mississauga, Ontario L5R 3P7 | Canada

Mexico | 444-804-1736
Eje Central Sahop No 215, Zona Ind
San Luis Potosi SLP 78395 | Mexico

Australia | 011-61-2-9793-2599
Unit 6 CNR Rookwood & Muir Roads
Yagoona NSW 2199 | Australia

STEMCO Crewson and STEMCO Brake Products are trademarks of STEMCO Products Inc.
© 2018 STEMCO Products Inc. Printed in the USA
Part No. 571-3105 Rev. 10/18

